

premium[®]
line



Category 6A Solution Overview

- **Installation cable**
 - Category 6A S/FTP 600MHz
 - Category 6A U/FTP 600MHz
 - Category 6A U/UTP 500MHz
- **Shielded Keystone Jack**
 - Category 6A 180° shielded Die-casting Keystone Jack, Slim Type
 - Category 6A 90° Shielded Die-casting Keystone Jack, Slim Type
- **Unshielded Keystone Jack**
 - Category 6A 180° Unshielded Toolless Keystone Jack, Slim Type
 - Category 6A 180° Unshielded Keystone Jack
- **Patch Panel**
 - Category 6A 1U Shielded Patch Panel
 - Category 6A 0.5U Shielded Patch Panel
 - Category 6A 180° Unshielded Patch Panel
- **Modular Patch Panel**
 - 1U 24port Angled Modular Patch Panel
- **Patch Cord**
 - Category 6A S/FTP Patch Cord
 - Category 6A U/FTP Patch Cord
 - Category 6A U/UTP Patch Cord
- **Flexible Consolidation Point Cable**
 - Class EA 10G CP Cable

Category 6A Cabling Solutions

10 Gigabit Ethernet is nowadays viable solution for destinations with very high data traffic concentration like data center, server farms, MAN's and backbones.

Need of 10 Gigabit Service

Applications as high resolution digital videos, medical imaging, digital animation, CAD/CAM, high speed data storage also require the quality of service (QoS) inherent in 10 Gigabit Ethernet. IP-based services such as VoIP and video will require extended bandwidth. Greater bandwidth is also required as voice, data and video networks are getting applied on structured cabling systems, as it is the case in today's advanced security systems.

Standard of 10 Gigabit

Already in 2002 the IEEE ratified a 10 Gigabit Ethernet standard for a full duplex fiber technology. Considering the world wide market need, the technology's potential and the economies offered by copper cabling systems, both IEEE and TIA/EIA have ratified the new standard IEEE 802.3an™ Category 6A in summer 2006.

Demand of 10 Gigabit Systems

Considering the experience gathered in the past with 100 Mb/s and later on 1 Gb/s as standards the demand for 10G structured cabling systems on the mass market is expected to rise dramatically in the next few years. Bandwidth will be the key issue for many applications in the near future. That is why it will be important to invest in future proofed 10G twisted pair structured cabling network.

Premium-Line 10G Category 6A cabling solution provides transmission performance that exceeds the industry standards for Category 6 parameters and supports the operation of 10GBASE-T. 10G Category 6A cabling solutions are qualified for frequencies up to 500 MHz and deliver guaranteed applications.

Features

1. Performance conforms to ANSI/TIA-568.2-D:2018, ISO/IEC 11801-1:2017, TIA-TSB-155 draft and EN 50173-1, IEEE 802.3an™ Category 6A specifications.
2. Supports T568 A&B Wiring & Easy installation.
3. Offers total solution of 10G Category 6A Network Cabling System.

Application

- 10GBASE-T Ethernet • 1000BASE-TX Gigabit Ethernet • ATM CBTC • 1000BASE-T Gigabit Ethernet
- 100BASE-TX Fast Ethernet • 10BASE-TX Ethernet • 155/622 Mbps ATM • 100 Mbps TP-PMD

Installation Cable

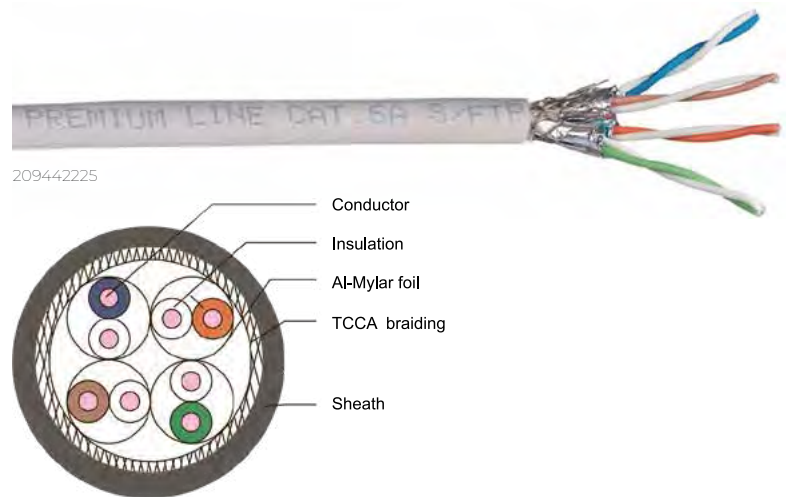
Category 6A S/FTP 600MHz

Standards:

- ISO/IEC 11801-1:2017
- CENELEC EN 50288-4-1
- IEC 61156-5 2nd Edition
- ANSI/TIA-568.2-D:2018
- IEC 60332-1-2
- IEC 60754-2
- CPR Class Eca, Dca (B2ca on request)

Application:

- 10G BASE-T Ethernet
- 1000BASE-TX (Gigabit Ethernet)
- 1000BASE-T (Gigabit Ethernet)
- 100BASE-TX Fast Ethernet
- 10BASE-T Ethernet
- Voice



Construction

Conductor	Material / size	Bare Copper / 23 AWG
Insulation	Material	Foam-Skin PE
Inner-Shield	Aluminum-Mylar	An aluminum foil Screen Around Each Pair
Braid	Material	Tinned Copper Covered Aluminum
Sheath	Material	LSOH
	Diameter	7.4± 0.3 mm

Mechanical & Environmental Characteristics

Bend Radius	≥ 6D, without load
	≥ 8D, with load
Operation Temperature	-20°C ~ +60°C
Installation Temperature	0°C ~ +50°C
Storage Temperature	-30°C ~ +60°C

Electrical Performance

Freq (MHz)	Insertion Loss (dB)		NEXT (dB/100m)		PS NEXT (dB)		ACR-F (dB)		PS ACR-F (dB)		Return Loss (dB)	
	Nor.	Typ.	Nor.	Typ.	Nor.	Typ.	Nor.	Typ.	Nor.	Typ.	Nor.	Typ.
1.0	2.1	1.7	74.3	100.0	72.3	97.0	67.8	90.0	64.8	87.0	20.0	30.0
4.0	3.8	3.4	65.3	100.0	63.3	97.0	55.8	90.0	52.8	87.0	23.0	33.0
10.0	5.9	5.0	59.3	100.0	57.3	97.0	47.8	90.0	44.8	87.0	25.0	35.0
16.0	7.5	6.4	56.2	100.0	54.2	97.0	43.7	90.0	40.7	87.0	25.0	35.0
20.0	8.4	7.1	54.8	100.0	52.8	97.0	41.8	90.0	38.8	87.0	25.0	35.0
31.25	10.5	9.0	51.9	100.0	49.9	97.0	37.9	90.0	34.9	87.0	23.6	33.6
62.5	15.0	13.0	47.4	100.0	45.4	97.0	31.9	85.0	28.9	82.0	21.5	31.5
100.0	19.1	16.8	44.3	98.0	42.3	95.0	27.8	81.0	24.8	78.0	20.1	30.1
200.0	27.6	23.9	39.8	93.0	37.8	90.0	21.8	77.0	18.8	74.0	18.0	28.0
250.0	31.1	28.5	38.3	92.1	36.3	89.1	19.8	76.0	16.8	73.0	17.3	27.3
300.0	34.3	29.2	37.1	91.0	35.1	88.0	18.3	71.0	15.3	68.0	16.8	27.3
400.0	40.1	33.4	35.3	89.1	33.3	86.1	15.8	68.1	12.8	65.1	15.9	27.3
550.0	47.6	37.2	33.2	87.3	31.2	84.3	13.0	33.2	10.0	63.1	14.9	27.3
600.0	50.0	42.5	32.7	86.1	30.7	83.1	12.3	60.0	9.3	57.0	14.6	27.3

Category 6A S/FTP Installation Cable

PART NO.	DESCRIPTION	PACKING SIZE
209442225	Category 6A S/FTP Installation Cable, 500m reel, LSOH, Grey	45(O.D)×29.8(H) cm

Other lengths, colors or PVC cables on request

Category 6A Cabling Solutions



Installation Cable

Category 6A U/FTP 600MHz

Standards:

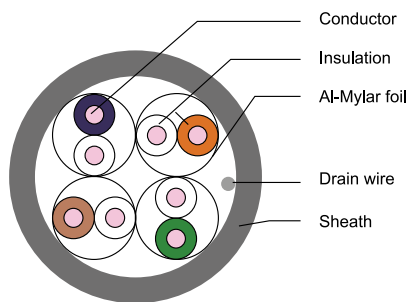
- ISO/IEC 11801-1:2017 CLASS EA
- CENELEC EN 50288-10-1
- IEC 61156-5 2nd Edition
- ANSI/TIA-568.2-D:2018
- IEC 60332-1-2
- IEC 60754-2
- ETL Verified
- CPR Class Eca, Dca (B2ca on request)

Application:

- 10G BASE-T Ethernet
- 1000BASE-TX (Gigabit Ethernet)
- 1000BASE-T (Gigabit Ethernet)
- 100BASE-TX Fast Ethernet
- 10BASE-T Ethernet
- Voice



209642225



Construction

Conductor	Material / size	Bare Copper / 23 AWG
Insulation	Material	Foam-Skin PE
Inner-Shield	Aluminum-Mylar	An aluminum foil Screen Around Each Pair
Sheath	Material	PVC / LSOH
	Diameter	7.4 ± 0.3 mm

Mechanical & Environmental Characteristics

Bend Radius	≥ 6D, without load
	≥ 8D, with load
Operation Temperature	-20°C ~ +60°C
Installation Temperature	0°C ~ +50°C
Storage Temperature	-30°C ~ +60°C

Electrical Performance

Freq (MHz)	Insertion Loss (dB)		NEXT (dB/100m)		PS NEXT (dB)		ACR-F (dB)		PS ACR-F (dB)		Return Loss (dB)		PSA ACR-F (dB)		Return Loss (dB)	
	Nor.	Typ.	Nor.	Typ.	Nor.	Typ.	Nor.	Typ.	Nor.	Typ.	Nor.	Typ.	Nor.	yp.	Nor.	Typ.
1.0	2.1	1.7	74.3	100.0	72.3	97.0	67.8	90.0	64.8	87.0	20.0	30.0	67.0	90.9	20.0	26.5
4.0	3.8	3.4	65.3	100.0	63.3	97.0	55.8	90.0	52.8	87.0	23.0	33.0	66.2	93.9	23.0	36.0
10.0	5.9	5.0	59.3	100.0	57.3	97.0	47.8	90.0	44.8	87.0	25.0	35.0	58.2	86.6	25.0	43.0
16.0	7.5	6.4	56.2	100.0	54.2	97.0	43.7	90.0	40.7	87.0	25.0	35.0	54.1	80.5	25.0	49.0
20.0	8.4	7.1	54.8	100.0	52.8	97.0	41.8	90.0	38.8	87.0	25.0	35.0	52.2	78.2	25.0	52.0
31.25	10.5	9.0	51.9	100.0	49.9	97.0	37.9	90.0	34.9	87.0	23.6	33.6	48.3	74.4	23.6	48.0
62.5	15.0	13.0	47.4	100.0	45.4	97.0	31.9	85.0	28.9	82.0	21.5	31.5	42.3	68.8	21.5	48.0
100.0	19.1	16.8	44.3	98.0	42.3	95.0	27.8	81.0	24.8	78.0	20.1	30.1	38.2	63.9	20.1	45.0
200.0	27.6	23.9	39.8	93.0	37.8	90.0	21.8	77.0	18.8	74.0	18.0	28.0	32.2	55.1	18.0	43.0
250.0	31.1	28.5	38.3	92.1	36.3	89.1	19.8	76.0	16.8	73.0	17.3	27.3	30.2	53.9	17.3	37.0
300.0	34.3	29.2	37.1	91.0	35.1	88.0	18.3	71.0	15.3	68.0	16.8	27.3	28.7	52.2	16.8	34.0
400.0	40.1	33.4	35.3	89.1	33.3	86.1	15.8	68.1	12.8	65.1	15.9	27.3	26.2	49.3	15.9	34.0
550.0	47.6	37.2	33.2	87.3	31.2	84.3	13.0	63.2	10.0	63.1	14.9	27.3	24.2	46.8	15.2	34.0
600.0	50.0	42.5	32.7	86.1	30.7	83.1	12.3	60.0	9.3	57.0	14.6	27.3	26.2	49.3	15.9	34.0

Category 6A U/FTP Installation Cable

PART NO.	DESCRIPTION	PACKING SIZE
209642225	Category 6A U/FTP Installation Cable, 500m reel, LSOH, Grey	45(A.D.)×29.8(H) cm

Other lengths, colors or PVC cables on request

Installation Cable

Category 6A U/UTP 500MHz

Standards:

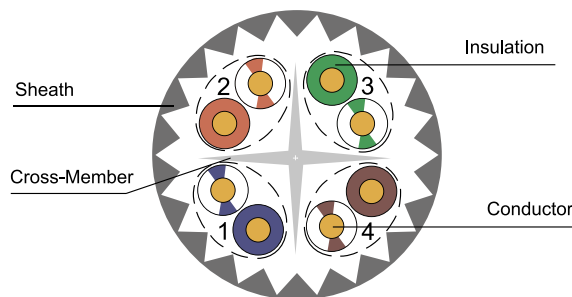
- ANSI/TIA-568.2-D:2018
- ISO/IEC 11801-1:2017
- CENELEC EN 50288-11-1
- IEC 61156-5 2nd Edition
- ETL Verified
- CPR Class Eca, Dca (B2ca on request)

Application:

- 10G BASE-T Ethernet
- 1000BASE-TX (Gigabit Ethernet)
- 1000BASE-T (Gigabit Ethernet)
- 100BASE-TX Fast Ethernet
- 10BASE-T Ethernet
- Voice



209141225



Construction

Conductor	Material / size	Bare Copper / 23 AWG
Insulation	Material	HDPE
«+» Cross-Member	Material	PE
Sheath	Material	PVC/LSOH
	Diameter	7.5 ± 0.3mm

Mechanical & Environmental Characteristics

Bend Radius	≥ 6D, without load
	≥ 8D, with load
Operation Temperature	-20°C ~ +60°C
Installation Temperature	0°C ~ +50°C
Storage Temperature	-30°C ~ +60°C

Electrical Performance

Freq (MHz)	Insertion Loss (dB)		NEXT (dB/100m)		PS NEXT (dB)		ACR-F (dB)		PS ACR-F (dB)		Return Loss (dB)	
	Nor.	Typ.	Nor.	Typ.	Nor.	Typ.	Nor.	Typ.	Nor.	Typ.	Nor.	Typ.
1.0	2.1	1.7	74.3	102.0	72.3	100.0	67.8	99.8	64.8	91.5	20.0	26.5
4.0	3.8	3.3	65.3	95.0	63.3	94.2	55.7	94.0	52.7	80.7	23.0	36.0
10.0	5.9	5.3	59.3	93.0	57.3	92.9	47.8	87.8	44.8	72.6	25.0	43.0
16.0	7.5	6.8	56.2	90.0	54.2	90.5	43.7	79.8	40.7	68.4	25.0	49.0
20.0	8.4	7.6	54.8	87.0	52.8	87.1	41.7	76.9	38.7	66.4	25.0	52.0
31.25	10.5	9.5	51.9	84.0	49.9	84.5	37.9	73.1	34.9	62.9	23.6	48.0
62.5	15.0	13.7	47.4	82.0	45.4	82.3	31.8	68.3	28.8	56.3	21.5	48.0
100.0	19.1	17.5	44.3	77.0	42.3	77.9	27.8	63.1	24.8	51.8	20.1	45.0
200.0	27.6	25.1	39.8	74.0	37.8	74.2	21.7	50.3	18.7	46.9	18.0	43.0
250.0	31.1	28.1	38.3	72.0	36.3	72.3	19.8	50.7	16.8	44.2	17.3	37.0
300.0	34.3	30.9	37.1	70.0	35.1	69.3	18.2	49.2	15.2	42.1	16.8	34.0
400.0	40.1	36.1	35.3	68.0	33.3	68.1	15.7	44.2	12.7	41.3	15.9	34.0
500.0	45.3	40.5	33.8	66.0	31.8	65.9	13.8	41.3	10.8	39.5	15.2	34.0

Category 6A U/UTP Installation Cable

PART NO.	DESCRIPTION	PACKING SIZE
209141225	Category 6A U/UTP Installation Cable, 500 m reel, PVC, 500 MHz, Grey	50(O.D)×34(H) cm
209142225	Category 6A U/UTP Installation Cable, 500 m reel, LSOH, 500 MHz, Grey	50(O.D)×34(H) cm

Other lengths, colors or PVC cables on request

Category 6A Cabling Solutions



Keystone Jack

Category 6A 180 ° Shielded Die-casting Keystone Jack with color-coding

FEATURES:

- Conform to ANSI/TIA 568.2-D, ISO/IEC 11801-1, EN 50173-1 Class Ea specifications
- Die-casting design for optimal EMI protection
- a range of colors to help color-code your network
- simplifies management with clear color coding
- Multi-nodes consolidation cord, reliable end to end solution & high data traffic applications
- Free scissor attached per carton, for excessive cable cut and avoid field termination failure on "short"
- RoHS compliant

<i>Physical Characteristics</i>	
Jack contact	Phosphor bronze, 20μ inch gold plated over nickel plated in contact area Operating life: Minimum 750 insertions
IDC Contacts	100μ inch nickel plated over phosphor bronze Operating life: Minimum 250 Re-terminations
Body Material	Housing: PC Body: Zinc Die-casting

<i>Electrical Characteristics</i>	
Dielectric Strength	1000V RMS for 1min
Current Rating	1.5Amp Max.
Insulation Resistance	10MΩ Min.
Contact Resistance	2mΩ per contact
Temperature Range	-10° to 60°
Humidity	10%~90%; non condensing
Admissible Conductor	22AWG ~ 26AWG insulation wire

<i>Applications</i>
• 10GBASE-T Ethernet
• 1000BASE-TX Gigabit Ethernet
• 1000BASE-T Gigabit Ethernet
• 100BASE-TX Fast Ethernet
• 10BASE-T Ethernet
• Voice, Video and other applications

All the products are verified to the electrical characteristics required in the directive.



Category 6A 180 ° Shielded Die-casting Keystone Jack with color-coding

PART NO.	DESCRIPTION	PACKING SIZE
1098240x3	Cat.6A 180 ° Die-casting keystone jack, with color coding	57*35*22 cm

Keystone Jack

Category 6A 180° Shielded Die-casting Keystone Jack, Slim Type

Premium-Line 180° Category 6A shielded die-casting keystone jack in our new upgrade design, fully achieves the component standard ISO/IEC 11801-1:2017. Extra 30% permanent link headroom margin guaranteed compared to traditional Category 6A products and links, and it's also the best choice to support IEEE 802.3an 10G applications.

- Category 6A module, ISO/IEC 11801-1:2017 compliant
- Slim design gains the module fitting with all kinds of modular outlet/panel
- Short link 3 connectors ISO 11801 Permanent Link Tested
- Higher performance guarantees high data traffic and even expanding
- 100% test and report attached, quality assured and easy indicate
- For Datacenter horizontal crossconnect fast jumper to Inter-crossconnect
- Fast deployment for expanding and maintenance
- Shutter is optional

Physical Characteristics	
Jack	Phosphor bronze, 50μ inch gold plating over nickel in contact area
IDC	100μ inch nickel plated over phosphor bronze
Shielded Cover	50~60μ inch nickel plated over zinc alloy

Electrical Characteristics	
Dielectric Strength	1000V RMS for 1min
Current Rating	1.5Amp Max.
Insulation Resistance	10MΩ Min.
Contact Resistance	2mΩ per contact
Temperature Range	-10°C ~ +60°C
Humidity	10%~90%; non condensing

Applications	
<ul style="list-style-type: none"> • 10GBASE-T Ethernet • 1000BASE-Tx Gigabit Ethernet • 1000BASE-T Gigabit Ethernet • 100BASE-Tx Fast Ethernet • 10BASE-T Ethernet • Voice, Video and other applications 	



109824010



109924010

All the products are verified to the electrical characteristics required in the directive.

Category 6A 180° Shielded Die-casting Keystone Jack

PART NO.	DESCRIPTION	PACKING SIZE
109824010	Category 6A 180° Shielded Die-casting Keystone Jack, Slim type	57×35×22cm
109924010	Category 6A 180° Shielded Die-casting Keystone Jack, Slim type, with shutter	53.8×35.2×27cm

Category 6A Cabling Solutions



Keystone Jack

Category 6A 90° Shielded Die-casting Keystone Jack, Slim Type

- Conform to ANSI/TIA-568.2-D:2018, ISO/IEC 11801-1:2017 and EN 50173-1 Class EA specifications
- Die-casting design for optimal EMI protection
- Slim size is ideal for interfaces where the spaces are tight
- Multi-nodes consolidation cord, reliable end to end solution & high data traffic applications
- Terminate with 110 tools
- Free scissor attached per carton, for excessive cable cut and avoid field termination failure on «short»
- RoHS compliant

Physical Characteristics	
Jack	Phosphor bronze, 50μ inch gold plated over nickel plated in contact area
IDC	100μ inch nickel plated over phosphor bronze
Shielded Cover	50~60μ inch nickel plated over zinc alloy

Electrical Characteristics	
Dielectrical Strength	1000V RMS for 1min
Current Rating	1.5Amp Max.
Industrial Resistance	10MΩ Min.
Contact Resistance	2mΩ per contact
Temperature Range	-10°C to +60°C
Humidity	10%~90%; non condensing

Applications	
<ul style="list-style-type: none"> • 10GBASE-T Ethernet • 1000BASE-TX Gigabit Ethernet • 1000BASE-T Gigabit Ethernet • 100BASE-TX Fast Ethernet • 10BASE-T Ethernet • Voice, Video and other applications 	



All the products are verified to the electrical characteristics required in the directive.

Category 6A 90° Shielded Die-casting Keystone Jack

PART NO.	DESCRIPTION	PACKING SIZE
109813010	Category 6A 90° Shielded Die-casting Keystone Jack, Slim type	53.8×35.2×27cm



Unshielded Keystone Jack

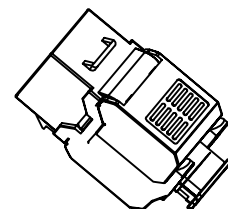
Category 6A 180° Unshielded Toolless Keystone Jack, Slim Type

Premium-Line Cat.6A 180° unshielded toolless keystone jack guarantees real ISO/IEC 11801-1:2017 short link performance, supports T568 A&B wiring.

<i>Physical Characteristics</i>	
Housing	PC, UL94 V-0
Jack	Phosphor bronze, 50μ inch gold plating over Nickel
IDC	100μ inch nickel plated over phosphor bronze
<i>Electrical Characteristics</i>	
Dielectric Strength	1000V RMS for 1min
Current Rating	1.5Amp Max.
Insulation Resistance	mind. 10MΩ
Contact Resistance	2mΩ per contact
Temperature Range	-10°C ~ +60°C
Humidity	10%~90%; non condensing
<i>Applications</i>	
<ul style="list-style-type: none"> • 10GBASE-T Ethernet • 1000BASE-TX Gigabit Ethernet • 1000BASE-T Gigabit Ethernet • 100BASE-TX Fast Ethernet. • 10BASE-T Ethernet. • Voice, Video and other applications. 	



109324010




Category 6A 180° Unshielded Keystone Jack

PART NO.	DESCRIPTION	PACKING SIZE
109324010	Category 6A 180°Unshielded Toolless Keystone Jack, Slim Type, White	53.8×35.2×27cm



Category 6A Cabling Solutions



Unshielded Keystone Jack

Category 6A 180° Unshielded Keystone Jack

Premium-Line 180° unshielded keystone jack is in classical design, compatible with all Premium-Line unloaded module. The dual type IDC accepts 22-26 AWG solid cables, easy terminated with 110 or Krone tools, supports T568 A&B wiring.

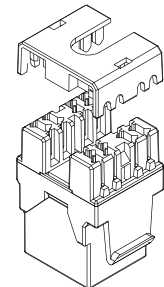
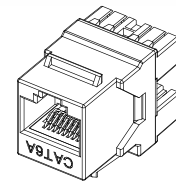
Physical Characteristics	
Housing	PC, UL94 V-0
Jack	Phosphor bronze, 50μ inch gold plating over nickel
IDC	100μ inch nickel plated over phosphor bronze

Electrical Characteristics	
Dielectric Strength	1000V RMS for 1min
Current Rating	1.5Amp Max.
Insulation Resistance	mind. 10MΩ
Contact Resistance	2mΩ per contact
Temperature Range	-10°C ~ +60°C
Humidity	10%~90%; non condensing

Applications
<ul style="list-style-type: none"> • 10GBASE-T Ethernet • 1000BASE-TX Gigabit Ethernet • 1000BASE-T Gigabit Ethernet • 100BASE-TX Fast Ethernet. • 10BASE-T Ethernet. • Voice, Video and other applications.




109121010



Category 6A 180° Unshielded Keystone Jack

PART NO.	DESCRIPTION	PACKING SIZE
109121010	Category 6A 180° Unshielded Keystone Jack, Dual Type IDC, White	53×32×23cm
171022402	24port High Density Unloaded Patch Panel for Unshielded Keystone Jacks, Black	50.4×24.5×25.4cm



Patch Panel

Category 6A 1U Shielded Patch Panel


Premium-Line Category 6A fully shielded provides protection from EMI and alien crosstalk. It complies with ANSI/TIA-568.2-D:2018, EN 50173-1 and ISO/IEC 11801-1:2017 Class E_A specifications, supports T568 A&B wiring and easy installation.

The complete module complies with EU RoHS directive. The construction in standard 1U 19" size suits all 19" rack installation. The main metal frame and rear back cover are made of SECC material, with a thickness over 1.0mm.

<i>Physical Characteristics</i>	
Jack	Phosphor bronze, 50μ inch gold plating over nickel in contact area
IDC	100μ inch nickel plated over phosphor bronze
Shielded Cover	50~60μ inch nickel plated over zinc alloy

<i>Electrical Characteristics</i>	
Dielectric Strength	1000V RMS for 1min
Current Rating	1.5Amp Max.
Insulation Resistance	10MΩ Min.
Contact Resistance	2mΩ per contact
Temperature Range	-10°C ~ +60°C
Humidity	10%~90%; non condensing

<i>Applications</i>
<ul style="list-style-type: none"> • 10GBASE-T Ethernet • 1000BASE-Tx Gigabit Ethernet • 1000BASE-T Gigabit Ethernet • 100BASE-Tx Fast Ethernet. • 10BASE-T Ethernet. • Voice, Video and other applications.



179212419

All the products are verified to the electrical characteristics required in the directive.

Category 6A 1U Shielded Patch Panel

PART NO.	DESCRIPTION	PACKING SIZE
179212412	Category 6A 90° 1U Shielded Patch Panel, Dual Type IDC, 24 Ports, Black	55×36×27 cm
179212419	Category 6A 90° 1U Shielded Patch Panel, Dual Type IDC, 24 Ports, RAL7035	55×36×27 cm

Other colors on request

Category 6A Cabling Solutions



Patch Panel

Category 6A 0.5U Shielded Patch Panel

Premium-Line Category 6A 0.5U shielded patch panel provides high density solutions which simplify and speed up the deployment and servicing. It is designed to provide maximum flexibility and high performance for all 10G networks. Performance conforms to proposed Cat.6A Permanent Link/Channel requirement of ANSI/TIA-568.2-D:2018, EN 50173-1 and ISO/IEC 11801-1:2017 Class E_A specifications.

Premium-Line Category 6A 0.5U shielded patch panel is in standard 19" but in 0.5U size on the purpose of saving rack space. There are 24 ports in 0.5U or 48 ports in 1U with performance for 10 Gigabit Ethernet can be used and that it is compliant with the standards for data centers ANSI /TIA-942 and ISO/IEC 11801-5:2017.

Physical Characteristics	
Jack	Phosphor bronze, 50μ inch gold plating over nickel in contact area
IDC	100μ inch nickel plated over phosphor bronze
Shielded Cover	50~60μ inch nickel plated over zinc alloy

Electrical Characteristics	
Dielectric Strength	1000V RMS for 1min
Current Rating	1.5Amp Max.
Insulation Resistance	10MΩ Min.
Contact Resistance	2mΩ per contact
Temperature Range	-10°C ~ +60°C
Humidity	10%~90%; non condensing

Applications	
<ul style="list-style-type: none"> • 10GBASE-T Ethernet • 1000BASE-Tx Gigabit Ethernet • 1000BASE-T Gigabit Ethernet • 100BASE-Tx Fast Ethernet. • 10BASE-T Ethernet. • Voice, Video and other applications. 	



179272412

All the products are verified to the electrical characteristics required in the directive.

Category 6A 0.5U Shielded Patch Panel

PART NO.	DESCRIPTION	PACKING SIZE
179272412	Category 6A 90° 0.5U Shielded Patch Panel, Dual Type IDC, 24-Ports, black	54×25×23.5 cm
179272419	Category 6A 90° 0.5U Shielded Patch Panel, Dual Type IDC, 24-Ports, RAL7035	54×25×23.5 cm

Other colors on request

Patch Panel

Cat.6A 180° Unshielded Patch Panel

Premium-Line Category 6A unshielded patch panel complies with ANSI/TIA-568.2-D:2018, EN 50173-1 and ISO/IEC 11801-1:2017 Class E_A specifications.

The complete module complies with EU RoHS directive.

The construction in standard 1U 19" size, suits all 19" rack installation. The main metal frame is made of SECC material, with the thickness over 1.0mm. Dual type IDC accepts 22-26 AWG solid cable, easy for termination with 110 or Krone tools. The finished product is available in 24 ports (1U).

Physical Characteristics		Applications
Jack	Phosphor bronze, 50μ inch gold plating over nickel in contact area	
IDC	100μ inch nickel plated over phosphor bronze	
Electrical Characteristics		<ul style="list-style-type: none"> • 10GBASE-T Ethernet • 1000BASE-TX Gigabit Ethernet • 1000BASE-T Gigabit Ethernet • 100BASE-TX Fast Ethernet • 10BASE-T Ethernet • Voice, Video and other applications
Dielectric Strength	1000V RMS for 1min	
Current Rating	1.5Amp Max.	
Insulation Resistance	mind. 10MΩ	
Contact Resistance	2mΩ per contact	
Temperature Range	-10°C ~ +60°C	
Humidity	10%~90%; non condensing	

All the products are verified to the electrical characteristics required in the directive.



179122412

Cat.6A 180° Unshielded Patch Panel

PART NO.	DESCRIPTION	PACKING SIZE
179122412	Category 6A 180° unshielded patch panel, dual type IDC, 1U,24 ports,black	50x24.5x25.5cm

Modular Patch Panel

1U 24port Angled Modular Patch

Features:

- Angled design saving space of frontal cable management bar
- For passive racks, easy identification from standard design, benefits for important links wiring
- Easy click on management bar, high strength affordable
- Remarkable Labeling holder for management



170262402

1U 24port Angled Modular Patch Panel

PART NO.	DESCRIPTION	PACKING SIZE
170262402	1U 24port angled modular patch panel with cable management, black	57x29x30cm

Category 6A Cabling Solutions



Patch Cord

Category 6A S/FTP Patch Cord

Premium-Line Category 6A S/FTP patch cord supports whole link achieves Class EA 500MHz 10G channel applications.

To realize the high performance, the cable is coming with two shielding layers. Each pair is wrapped by individual Aluminum-Mylar film, to eliminate the near end pair to pair interferences.

Again a tinned copper braid laid over the inner structure, provides protection against outside EMI interferences.

Construction

Conductor	Material / size	Bare Copper / 26 AWG
Insulation	Material	Foam-Skin PE
Inner-Shield	Aluminum-Mylar	An Aluminum Foil Screen Around Each Pair
Braid	Material	Tinned Copper
Sheath	Material	PVC / LSOH
	Diameter	5.7± 0.3 mm



Category 6A S/FTP Patch Cord, LSOH

Length	Grey	Green	Blue	Red	Yellow
0,5 m	182420055	182420056	182420054	182420053	182420058
1 m	182420105	182420106	182420104	182420103	182420108
2 m	182420205	182420206	182420204	182420203	182420208
3 m	182420305	182420306	182420304	182420303	182420308
5 m	182420505	182420506	182420504	182420503	182420508
7 m	182420705	182420706	182420704	182420703	182420708
10 m	182421005	182421006	182421004	182421003	182421008

Other lengths, colors or PVC cables on request

Category 6A S/FTP SlimLine Patch Cord

Construction

Conductor	Material / size	Bare Copper / 34 AWG	
Insulation	Material	PE	
	Diameter	0.55 ± 0.05 mm	
Inner-Shield	Aluminum-Mylar	an aluminum foil screen around each pair	
Braid	Material	Tinned Copper	
Sheath	Material	PVC	LSOH
	Diameter	4.0 ± 0.2 mm	4.0 ± 0.2 mm



Cat.6A S/FTP SlimLine patch cord, LSOH

length	white	black	red	blue	grey	green	yellow
0.3m	182020031	182020032	182020033	182020034	182020035	182020036	182020038
0.5m	182020051	182020052	182020053	182020054	182020055	182020056	182020058
1m	182020101	182020102	182020103	182020104	182020105	182020106	182020108
2m	182020201	182020202	182020203	182020204	182020205	182020206	182020208

Other length or PVC patch cords on request. U/FTP version is available too.

Patch Cord

Category 6A U/FTP Patch Cord

Premium-Line Category 6A U/FTP system patch cord is designed for the high level project use. Compatible with the patch panel, keystone jack and installation cable, to constitute excellent channel performance. Compliant with Cat.6A standards as ANSI/TIA-568.2-D:2018, ISO/IEC 11801-1:2017 Class EA and EN 50173-1.

Construction

Conductor	Material / size	Bare Copper / 26 AWG
Insulation	Material	Foam-Skin PE
Inner-Shield	Aluminum-Mylar	An aluminum foil screen around each pair
Braid	Material	Stranded Tinned Copper
Sheath	Material	PVC / LSOH
	Diameter	6.0±0.2mm



Category 6A U/FTP Patch Cord, PVC

Length	Grey	Green	Blue	Red	Yellow
0.5 m	182810055	182810056	182810054	182810053	182810058
1 m	182810105	182810106	182810104	182810103	182810108
2 m	182810205	182810206	182810204	182810203	182810208
3 m	182810305	182810306	182810304	182810303	182810308
5 m	182810505	182810506	182810504	182810503	182810508
7 m	182810705	182810706	182810704	182810703	182810708
10 m	182811005	182811006	182811004	182811003	182811008

Other lengths, colors or halogen free cables on request

Category 6A U/UTP SlimLine Patch Cord

Construction

Conductor	Material / size	Bare Copper / 30 AWG	
Insulation	Material	PE	
	Diameter	0.50 ± 0.05 mm	
Sheath	Material	PVC	LSOH
	Diameter	3.0 ± 0.2 mm	3.0 ± 0.2 mm



Cat.6A U/UTP SlimLine patch cord, LSOH

length	white	black	red	blue	grey	green	yellow
0.3m	182920031	182920032	182920033	182920034	182920035	182920036	182920038
0.5m	182920051	182920052	182920053	182920054	182920055	182920056	182920058
1m	182920101	182920102	182920103	182920104	182920105	182920106	182920108
2m	182920201	182920202	182920203	182920204	182920205	182920206	182920208

Other length or PVC patch cords on request.

Category 6A Cabling Solutions



Patch Cord

Category 6A U/UTP Patch Cord

Premium-Line Category 6A U/UTP patch cord supports the whole channel transmission as per standard ANSI/TIA-568.2-D:2018, ISO/IEC 11801-1:2017 and EN 50173-1 Class EA specifications. The patch cord is finished with snag proof boot.

Construction

Conductor	Material / size	Bare Copper / 24 AWG
Insulation	Material	HDPE
Sheath	Material	PVC / LSOH
	Diameter	7.5±0.3mm



Category 6A U/UTP Patch Cord, PVC

Length	Grey	Green	Blue	Red	Yellow
0.5 m	182110055	182110056	182110054	182110053	182110058
1 m	182110105	182110106	182110104	182110103	182110108
2 m	182110205	182110206	182110204	182110203	182110208
3 m	182110305	182110306	182110304	182110303	182110308
5 m	182110505	182110506	182110504	182110503	182110508
7 m	182110705	182110706	182110704	182110703	182110708
10 m	182111005	182111006	182111004	182111003	182111008

Other lengths, colors or halogen free cables on request

Flexible Consolidation Point Cable

Class E_A 10G CP Cable

Flexible consolidation point cables are popular in horizontal cabling system, with its featured characteristic – Easy and Fast Deployment – is realized by professional IT staff, and it's applied in many occasions and places, like ZDA to EDA in datacenter, open office easy and quick expanding nodes, extensions in horizontal cabling etc.

Premium-Line offers Class EA 10G CP cable which is 100% through factory Short Link 3 Connectors ISO 11801 Permanent Link tested and verified with features as,

- Flexible patch cable
- RJ45 plug to keystone jack (109824010)
- Optional keystone upon choice
- Factory terminated and tested
- Available length 5m, 7m, 10m, 20m
- Test service and results attached

Class E_A S/FTP CP Cable, LSOH

Length	Grey	Orange
5 m	71942050520	71942050020
7 m	71942070520	71942070020
10 m	71942100520	71942100020
20 m	71942200520	71942200020



Headquarters

Premium-Line Systems GmbH
Rosenheimer Straße 89
83064 Raubling, Germany

Phone: +49 8035 9836 0
sales@premiumline-cabling.com

www.premiumline-cabling.com



Europe

Premium-Line KSI GmbH
IZ NÖ-Süd, Street 2a, Object M8,
2351 Wiener Neudorf,
Austria

Tel: +43 2236 320 240-0
Fax: +43 2236 320 240-43

ksi@ksi.at

Middle East

Premium Line MEA - FZE
Dubai Digital Park A5 Building,
Office 2011, Dubai Silicon Oasis,
Dubai, UAE

Tel: +971 4 3724876
Fax: +971 4 3724877

sales@premiumline-cabling.com

Asia

Premium-Line Asia Ltd.
12-9 Lane 130 Chung Shan East Rd.
Section 2, Hsinwu Taoyuan City,
Taiwan

Tel: +886 (3) 4771746
Fax: +886 (3) 4779210

sales@premiumline-cabling.com